



## Group Date Night Essential Skill Improvement: Communication

**Topic:** Communication

**Event Details:**

Date: \_\_\_\_\_

Location: \_\_\_\_\_

(See [Event Planning Sheet](#) to help walk through the details of planning an event)

**Supplies Needed:**

- Two pieces of plain paper per couple
- One picture for each couple (this needs to be inside an envelope so the person drawing cannot see the picture!). Three are included in the Date Night folder. Choose **one** you would like the couples to draw.
- Pens/pencils

**Icebreaker:** [Three options included in the Date Night Tool Kit](#)

**Activity:** Speaker/Listener Drawing Fun

1. Couples get together and position chairs so they are back to back.
2. Each couple decides who is the speaker and who is the listener
3. The “speaker” gets the supplies from the front, keeping the picture hidden!
4. The “listener” gets ready to draw the images described to them by the speaker
5. Set a specific time limit, and without looking, the speaker gives as clear of instructions as possible to the listener, who will be drawing the image described by the speaker.
6. After the time is up, the listener sets that drawing aside, and the couple turns to face each other, without showing the picture.
7. The timer is set again and this time the speaker can look at the listener’s drawing, give suggestions, and use hand gestures.
8. Compare the drawings


9. Optional: Give prizes for “Most Improved” or “Best in Show” (need a gift card to give away as a door prize? Contact MREC! We would be happy to supply this for you)


**Questions to Follow Up to the Activity:**


1. Focus on the Speaker’s role – To the speaker, do you feel like you were clear in your instruction? What was the hardest part for you? To the listener, regarding the speaker, how clear did you think they were? Were there ways that they could have improved. Were they clear with the language they used? Were they loud enough to be heard? Were they encouraging?
2. Focus on the Listener’s Role - To the speaker, do you feel like your partner was really listening and seeking to understand? To the listener, did you ask clarifying questions? 3. Compare both experiences.

**To wrap up the evening, consider these talking points:**

1. Have you seen these same communication habits come up in previous times in your relationship? Your picture should have greatly improved as you were facing each other, seeking to understand and gain clarity. And these are qualities in a relationship that can always be tweaked and fine tuned. As you go this week, face each other, seek to understand, and gain clarity. Print off the provided card as a take home resource (optional).
2. Provide a “what’s next,” challenge couples to get another date night on the calendar before they leave, or double date.
3. Be mindful of couples that really enjoyed the evening. Maybe they can help plan the next one!







# Communicate Well



Face-to-Face



Seek to Understand



Gain Clarity

# Communicate Well



Face-to-Face



Seek to Understand



Gain Clarity

# Communicate Well



Face-to-Face



Seek to Understand



Gain Clarity

# Communicate Well



Face-to-Face



Seek to Understand



Gain Clarity

# Communicate Well



Face-to-Face



Seek to Understand



Gain Clarity

# Communicate Well



Face-to-Face



Seek to Understand



Gain Clarity

# Communicate Well



Face-to-Face



Seek to Understand



Gain Clarity

# Communicate Well



Face-to-Face



Seek to Understand



Gain Clarity

# Communicate Well



Face-to-Face



Seek to Understand



Gain Clarity

# Communicate Well



Face-to-Face



Seek to Understand



Gain Clarity